

# THE INDISPENSABLE INSTITUTION

## Taking the Measure of Community College Workforce Education

BY TAMAR JACOBY

A new survey fielded by Opportunity America, Lumina Foundation, and Wilder Research explores how community and technical colleges are innovating to keep up with a changing workplace.

This infographic is a sampling of the study's top findings.

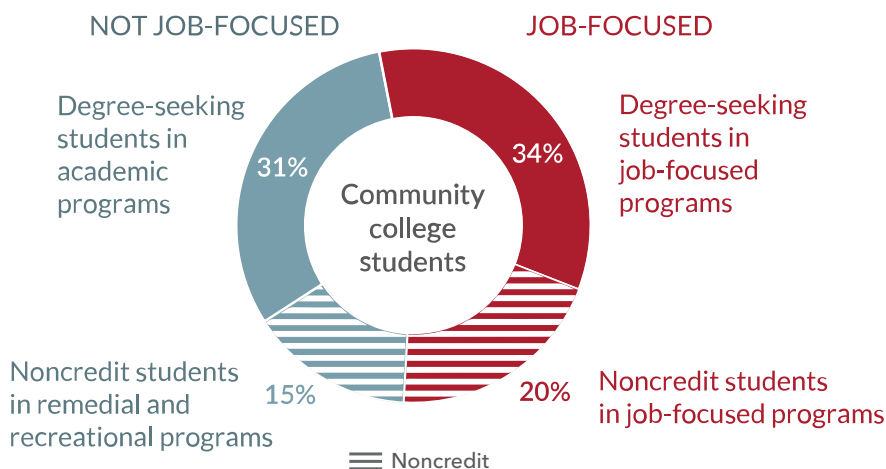
For more information and the full survey results, please visit <https://opportunityamericaonline.org/ccsurvey/>.

### Community colleges educate more learners each year than coding boot camps, government job training, and apprenticeship programs combined.



Source: Course Report, *2020 Coding Bootcamp Market Size Study*; US Department of Labor, Employment and Training Administration, "PY 2019 WIOA National Performance Summary"; US Department of Labor, Employment and Training Administration, "Registered Apprenticeship National Results, FY2019"; and Opportunity America's calculation based on Opportunity America community college survey and American Association of Community Colleges, "Fast Facts 2021." All data are for 2019.

### Students come to community college pursuing a variety of goals. Some seek traditional academic credentials, others do not.



Source: Opportunity America community college survey and Opportunity America's calculation based on National Student Clearinghouse Research Center, "Fall 2019 Current Term Enrollment Estimates."

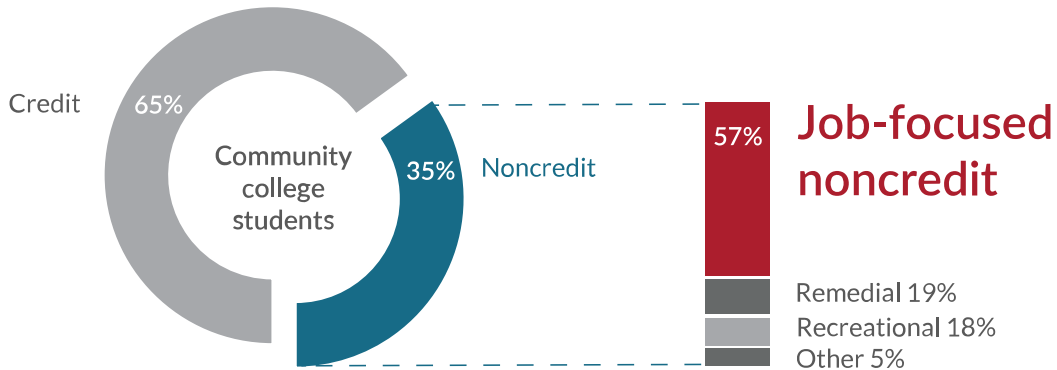
Sometimes called the 'hidden college,' the noncredit division is often invisible to the public and policymakers.

# 3.7 million

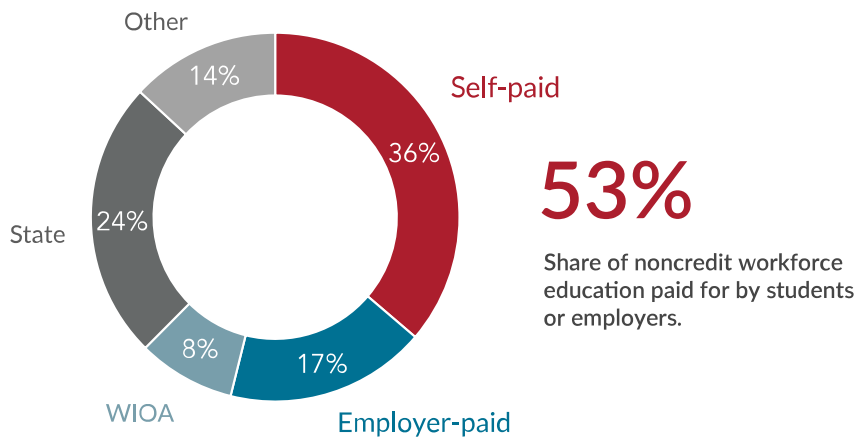
Estimated number of students enrolled in noncredit programs — learners who are not included in federal education data

Source: Opportunity America community college survey and Opportunity America's calculations based on American Association of Community Colleges, "Fast Facts 2021," and National Student Clearinghouse Research Center, "Fall 2019 Current Term Enrollment Estimates."

The noncredit division's signature strength is workforce education.



Who pays for noncredit workforce education?



About the survey: Opportunity America invited administrators from 1,259 public two-year institutions to participate in the study. The survey was in the field from October 2020 through March 2021. More than 600 colleges answered at least one question and 477 provided more robust responses, for a 38 percent response rate. Except where noted, all the figures presented here are based on the results of the Opportunity America community college survey.



Tamar Jacoby is president of Opportunity America.

