



PREPARING FOR THE 2026 NATIONAL LEGISLATIVE SUMMIT




Table of Contents

Welcome Letter	2
Preparing for NLS	3
Summit at a Glance	5
Scheduling Meetings on the Hill	7
Successful Meeting Tips.....	9
Know Your Legislator	10
Preparing Materials	12
Impact of Federal Education Dollars on Your Campus	14
Key Terms and Definitions for the Federal Funds Worksheet	16
Preview of Community College Priorities.....	19
Pre-Departure Check List.....	20
Keep the Momentum Going After the Meeting is Over	21



Dear Colleague,

Our associations thank you in advance for your participation in the upcoming Community College National Legislative Summit (NLS) at the Marriott Marquis in Washington, DC. The 2026 NLS, which will take place February 8-11, is a major component of community college leaders' ongoing advocacy efforts. 2026 marks the second session of the 119th Congress, which features a unified government under Republican majorities in the House of Representatives and the Senate. 2026 also marks the start of the second year of President Trump's second term in the White House. While the Republicans are still enjoying a trifecta, midterm elections may change the composition of Capitol Hill. This prospect may impact what policy priorities are considered in Congress and what a new regulatory agenda may look like. Your involvement in the 2026 NLS is crucial to helping Congress and the Administration understand the great benefits that community colleges offer to millions of students each year.

The NLS will feature sessions with Members of Congress, nationally known political analysts, and policy experts. These sessions are designed to provide up-to-date insights into current political and policy developments affecting our sector. While you are in Washington, DC, we hope that you will meet with your Congressional representatives and make your voice heard—ultimately, that is what the NLS is all about.

To assist you in preparing for your trip, we are happy to provide you with the enclosed documents. We hope that you will review this information and coordinate with your college and colleagues to prepare materials and talking points. After you meet with your federal legislators, we encourage you to share how the meeting went with ACCT by filling out our [Congressional Contact Form](#).

Please note that we will be convening a special Advocacy Leadership Academy on Sunday, February 8, from 11:30 a.m. to 4 p.m. The academy is designed to enhance trustees', presidents', and other community college leaders' advocacy skills and knowledge of federal higher education policy. For more information or to register for the Advocacy Leadership Academy, please e-mail ACCT's Government Relations team at publicpolicy@acct.org.


We look forward to hosting you in the nation's capital. Please do not hesitate to contact the ACCT or AACC legislative staff if you need any assistance.



Preparing for NLS

The following items should be completed in preparation for NLS. We suggest coordinating with your college and state delegation to complete these tasks and have included a recommended timeline.

Timeline	Action
Late October/November	Register and assemble your team – Decide who will represent your college in Washington. This group should include a combination of trustees, the president, senior government relations staff, and students (such as student trustee, student government leader, or students who participate in federally funded programs such as Pell Grants). Consider inviting community and industry partners who can speak on workforce development and local partnerships.
December	<p>Learn all you can about your college – Institution's mission, key programs offered, facts about the student population, the business community served by the college, and the economic impact of college programs (one-page summary*).</p> <p>Ask your community – What are the needs of the community, how is your community changing, and how is the college responding to these changes?</p>
Early January	Schedule Hill meetings – Contact your Senators and Representative(s) in December or early January to request a meeting during NLS. (Where applicable, please contact your state association or state system because in many situations the state association will schedule meetings for the state's delegation.)
Mid-January	Prepare for the Meeting - Your college team should also consider what your "asks" of your elected official will be. These can include introducing legislation on a key priority, support of or opposition to a specific bill, advocacy for



	federally funded programs that support your school and students, a campus speaking engagement or visit/tour, or funding through Congressionally Directed Spending (Senate) or Community Project Funding (House), formerly known as earmarks.
Late-January	Complete federal funds worksheet – Sharing the impact of these programs on your colleges demonstrates to members and their staff the importance of the federal investment in education and training programs.
Late January	Know your legislators – Do some research into their backgrounds; doing so helps you make a connection and helps you communicate in a way that gets your point across most effectively.
Early February	Group visits – <i>Before</i> the meeting, choose one person to be the spokesperson and start the meeting, decide the key points that should be covered, and who will raise what points.
Mid to late-February	Follow Up – The follow-up email is an important opportunity to continue building your relationship after visits during the NLS. It allows you not only to say thank you for their time, but also to share materials electronically, put any specific questions in writing, and provide any additional information relevant to the meeting discussion. Also be sure to follow up with ACCT by filling out our Congressional Contact Form with a summary of your meeting and expected outcomes or next steps.

* A one-page summary about your college is more likely to be saved in a file and referred to than a bulky packet with the college catalog, numerous program brochures, and financial reports. Bring business cards and let congressional staff know that you can answer any questions they have or provide more information about items on the one-pager upon request. This will be much preferred to an overabundance of information.



Summit at a Glance


This is a preliminary schedule; meeting times are subject to change. All meetings take place at the Marriott Marquis Hotel unless otherwise noted. Please check nls.acct.org for any schedule updates.

Sunday, February 8

8:30 a.m. – 11:00 a.m.	ACCT Board of Directors Meeting
9:00 a.m. – 5:00 p.m.	Registration
10:00 a.m. – 4:00 p.m.	New Trustee Academy**
11:00 a.m. – 4:00 p.m.	Advocacy Leadership Academy**
1:00 p.m. – 2:30 p.m.	AACC/ACCT Executive Committees Meeting (by invitation)
3:30 p.m. – 5:30 p.m.	State, Province, and Territory Coordinators Orientation & Network Meeting
3:30 p.m. – 6:00 p.m.	ACCT Regional Nominating Committees Meeting (by invitation)

Monday, February 9

7:00 a.m. – 2:30 p.m.	Registration
8:00 a.m. – 9:45 a.m.	Opening General Sessions
10:00 a.m. – 12:00 p.m.	Roundtable Seminar for Community College Lawyers
10:00 a.m. – 11:30 a.m.	Community College Priorities Session
12:30 p.m. – 2:00 p.m.	General Session Luncheon*
2:15 p.m. – 3:15 p.m.	Policy and Concurrent Sessions
2:15 p.m. – 4:30 p.m.	Student Focused Session
3:30 p.m. – 4:45 p.m.	Policy and Concurrent Sessions
3:30 p.m. – 4:30 p.m.	Employers Roundtable (tentative)
3:45 p.m. – 4:45 p.m.	Asian, Pacific Islander and Native American Trustees Meeting
3:45 p.m. – 4:45 p.m.	African American Trustees Meeting



3:45 p.m. – 4:45 p.m.	Association of Latino Community College Trustees Meeting
4:30 p.m. – 5:30 p.m.	Rural on the Rocks – Networking Reception Hosted by Rural Community College Alliance
5:30 p.m. – 6:30 p.m.	National Capital Reception

Tuesday, February 10

7:00 a.m. – 2:30 p.m.	Registration
7:30 a.m. – 8:30 a.m.	State Breakfast Meetings
9:00 a.m. – 10:00 a.m.	General Session

Morning Visits to House, Senate, and Executive Branch Offices

9:30 a.m. – 11:00 a.m.	Corporate Council Roundtable Meeting (by invitation)
12:00 p.m. – 1:00 p.m.	Taste of D.C. (lunch on your own)

Afternoon Visits to House, Senate, and Executive Branch Offices

3:30 p.m. – 5:00 p.m.	Community College Congressional Forum on Capitol Hill (Tentative)
7:00 p.m.– 9:00 p.m.	Capital Awards and Entertainment Banquet*

Wednesday, February 11

8:30 a.m. – 10:30 a.m.	General Session Breakfast *
Morning and Afternoon	Visits to House, Senate, and Executive Branch Offices

*Tickets Required

**Advanced Registration Required



Scheduling Meetings on the Hill

'What should the invitation to my Member of Congress say?'

- Make sure your request is specific, relevant, timely, and that it appeals to the interests of your members of Congress. It should include why your elected official should want to meet with you. If you know your Senator or Representative has a specific interest (such as STEM or workforce development), then consider tying the invitation to their priorities.

'What details should I include?'

- Congressional offices want to know basic information. We've already talked about the 'why.' Your invitation should also address the 'who,' 'what,' 'when,' and 'where.' The office will want to know what issue areas you want to speak about in order to assign the correct staffer.

'Where should I send the invitation?'


- In most instances, a request for a meeting on Capitol Hill will go through the DC scheduler. Simply call any office and request contact information for the individual who handles scheduling requests in Washington, DC.
- Congressional offices receive many scheduling requests, so they prefer to receive them in writing. Save yourself the stamp. Email is your best bet when requesting a meeting unless otherwise stated by the office.
- If you have previously met with other staffers in the DC or district office, consider including them on the request.
- Make sure you follow up. If you placed a request but haven't heard back, call or email the scheduler.

'How much advance notice do they need?'

- Probably not as much time as you may think. Congressional schedules are constantly in flux, but generally begin to shape up two or three weeks in advance. Try to request your meeting at least a month in advance. Early January is a good time to request meetings for NLS.
- Offer a few different options for meeting times if possible.

'How long will the meeting last?'

- The standard meeting window is generally a 30-minute block. However, on a particularly busy day you may only be allotted 15 minutes.



- Allow time for overages. Even if you believe you have a 30-minute meeting, it's better to plan to be there for an hour. Meetings can start late or go long.
 - Allowing for extra time is also important to ensure you can get from one building to another. Particularly from one side of the Capitol to another or to a different building requiring another security check.

Sample Meeting Request

To: [DC Scheduler]

CC: [Education Legislative Assistant and/or District outreach staff]

RE: Scheduling Request–Community College Meeting

Dear Mr./Ms. DC Office Scheduler,

I am writing to request a meeting with the [Senator/Representative] on either February 10 or 11. Leaders from our college will be in Washington, DC to discuss ongoing activities on our campuses and our legislative priorities for 2026. Our group would like to apprise the Senator/Congressperson of our work on behalf of the community. The Senator/Congressperson may be particularly interested in our efforts around **[insert tie-in to MOC's priorities]** given his/her/their committee work.

Representatives from the college would also like to discuss our legislative and funding priorities for the upcoming fiscal year, including the reauthorization of the Higher Education Act [can be replaced with more timely legislation such as WIOA] and FY 27 appropriations.

The following individuals are slated to attend the meeting:

Betty Smith, President

Bob Thomas, Board Chair

Jane Jones, Trustee


Diane Roberts, Student

Our group is available during the following times:

February 10 – **between 10:30am and 3:00pm.**

February 11 – **between 11am and 4pm.**

I can be reached at **(555) 333-2999 or pbsn@commcoll.edu**. Thank you for your consideration. I look forward to hearing from you.



Successful Meeting Tips

- ★ **Be on time, flexible, friendly, and brief:** Arrive early and be willing to wait. **Meeting with staff can be as productive as seeing the Member.** *Flexibility* is important because Members' schedules get re-prioritized at a moment's notice. Stick to the issues and the facts. Congressional staff are friendly and open to meeting with constituents.
- ★ **Have a plan for the structure of the meeting:** Coordinate with others to determine who will start and close out the meeting, order of introductions, speaking roles, and topics of discussion. Designating a note taker will aid in your meeting follow-up.
- ★ **Have college specific information on hand to share:** Institution specific information, including student demographics, enrollment trends, and examples of existing partnerships will help inform Members of Congress and their staff on policy implications. To further familiarize your lawmaker with your college, you can offer to facilitate a tour of your campus (if feasible).
- ★ **Ask about your Member's priorities:** As with any good relationship, it is important to have give and take. Ask your Member what their priorities are—doing so presents an excellent opportunity to find out more about their interests and possible collaboration.
- ★ **Ask for support:** Your representative, your senator, or their staff should be able to give you an indication of the member's level of support for community college priorities.
- ★ **ACCT and AACC:** Remind Members and their staff that ACCT and AACC are two national associations that represent community college trustees and CEOs, respectively. They are available and always willing to provide information on community college issues.
- ★ **Photo Op:** Be sure to ask for a photo opportunity with the Member of Congress or their staff before you leave the meeting. You can use the photo to thank the Member and their staff on social media or to accompany a news release for your local newspaper to show you are working on behalf of your community.
- ★ **Exchange Follow Up Information and Share Leave Behind Materials:** Towards the end of the meeting, ask the staffer for their email address and let them know to expect a follow up email. The email should include contact information for all meeting attendees as well as any leave-behinds you would like to share (especially a one-sheet overview of your college). Remember to start the email with a thank you!



Know Your Legislator

- Knowing your Representatives' and Senators' backgrounds helps you make a connection and helps you communicate with them in a way that makes your point come across most effectively.
- Do your research. Know their backgrounds and priority issues. Do they have connections to your college?
- What congressional committees do they serve on? How are those committees relevant to your work?
 - Beyond education/workforce policy and appropriations, consider issues under different Committee jurisdictions that impact community colleges' ability to serve students (agriculture, taxes, immigration, housing/food insecurity, broadband access, specific industries such as national defense or STEM etc.)
- What other pieces of legislation has your Representative/Senator sponsored or cosponsored that is compatible with your ask(s)?
- Has your Representative/Senator visited your campus? When? What did they do there?
- Is your Representative/Senator active in your community college activities?
- Did your Representative/Senator attend a community college?

Know Your College & Community

- College leaders should be able to briefly articulate to members of Congress their institution's mission, key programs offered, facts about the student population, the business community served by the college and the economic impact of college programs.
- You represent the same people your Representatives and Senators do. Be able to discuss the needs of the community, how your community is changing, and how the college is responding to these changes.



- ★ Provide examples of how your institution is serving the community.

Know Which Federal Programs are Important to Your College

- Community college students receive substantial assistance from federal student aid programs, especially the Pell Grant program. Additionally, many colleges benefit from grant programs, such as funding for Strengthening Community College Training Grants, Strengthening Institutions Program, Minority Serving Institutions, TRIO programs, the Carl D. Perkins Act and other federal programs.
 - Sharing the impact of these programs on your colleges demonstrates to members and their staff the importance of the federal investment in education and training programs.
- ★ Provide examples of the impact of federal support on your institution.



Preparing Materials

- ACCT's federal funds worksheet (located on page 14) is a great resource to share with your member of Congress. Ask your financial aid office to assist in filling it out and provide a copy to your guests during the meeting.
- **Members of Congress and their staffs appreciate brevity;** a brief but substantive summary about your college is more likely to be saved in a file and referred to than a bulky packet with the college catalog, numerous program brochures, and financial reports. Include relevant data when possible.

Below is an example of a handout that East Central College provided to federally elected officials during a prior NLS. Note the emphasis on quantitative information, which makes a particularly strong case without an overabundance of paper.

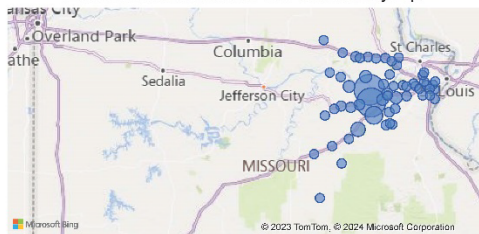
Community College NATIONAL LEGISLATIVE SUMMIT



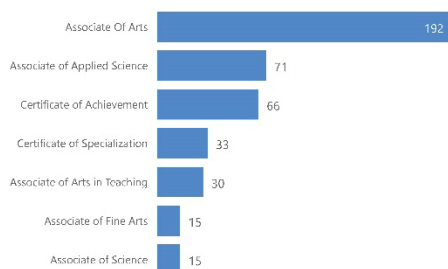
2023 Legislative Impact for Representative Ann Wagner

Total Students Served	Total Degrees & Certificates Awarded	Total Graduates	Pell Recipients	Average Pell Award
2404	422	375	676	\$3,291

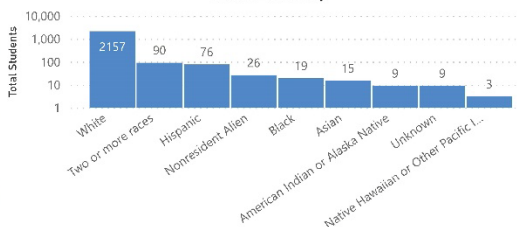
Location of Students in Your District (by Zip)



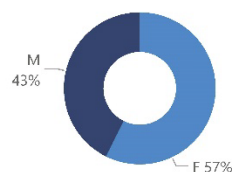
2022-2023 Degrees & Certificates Awarded



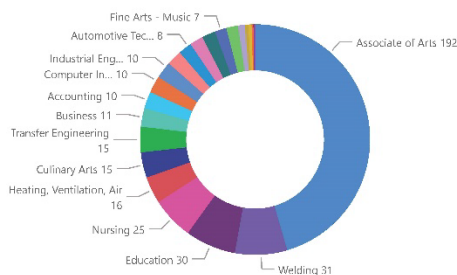
Race/Ethnicity



Gender



2022-2023 Degrees & Certificate Majors



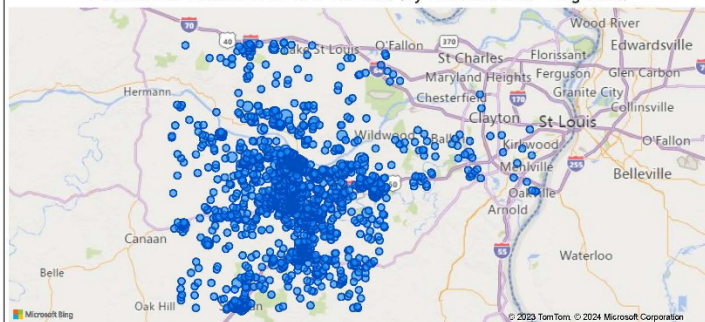
Veteran Status	% of Students
Non Veteran/Military	97.6%
Veteran	1.2%
Military	0.8%
Spouse/Dependent	
Active Duty	0.4%

Average Student Age

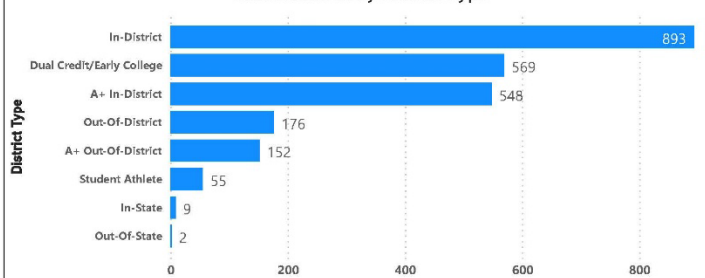
22

Presented by: EAST CENTRAL COLLEGE

Location of Students in Your District (by Latitude and Longitude)



Total Students by District Type



Top School District of Residence for ECC Students

School District	Total Students	% of Total Students
Washington School District	875	36.4%
Union R-XI School District	661	27.5%
St. Clair R-XIII School District	278	11.6%
Meramec Valley R-III School District	168	7.0%
Sullivan C-2 School District	123	5.1%
Warren County R-III School District	43	1.8%
Lonedell R-XIV School District	39	1.6%
Rockwood R-VI School District	36	1.5%
Gasconade County R-II School District	31	1.3%
New Haven School District	30	1.2%
Spring Bluff R-XV School District	20	0.8%
Franklin County R-II School District	18	0.7%
Wright City R-II of Warren County	16	0.7%
Strain-Japan R-XVI School District	11	0.5%
Francis Howell R-III School District	10	0.4%
Wentzville R-IV School District	10	0.4%
Gasconade County R-I School District	8	0.3%
Parkway C-2 School District	6	0.2%
Lindbergh School District	4	0.2%
Mehlville R-IX School District	4	0.2%
Valley Park School District	4	0.2%
Fort Zumwalt R-II School District	3	0.1%
Kirkwood R-VII School District	2	0.1%
Afton 101 School District	1	0.0%
Bayless School District	1	0.0%
Maplewood-Richmond Heights School District	1	0.0%
Summersville R-II School District	1	0.0%



Impact of Federal Education Dollars on Your Campus

When completed, this form will demonstrate how federal student aid funds and other federal funds are currently at work on your campus. Members of Congress find this information valuable as they analyze the impact of the many policy changes currently being considered by Congress. Contact your college's student financial aid or business office to assist you in completing this form.

Even if you are unable to complete all the categories listed on this form, Members of Congress and their staff will find any information you are able to provide them useful when considering the impact of program funding on their districts.


Name of college: _____

Federal Pell Grant Summary

Award Year	Number of Recipients	Average grant per student	Total grant dollars disbursed
2024-2025		\$	\$
2023-2024		\$	\$
2022-2023		\$	\$

Other Federal Programs (2024-2025)

1. Number of Federal Supplemental Educational Opportunity Grant (SEOG) recipients	
2. Federal SEOG funds awarded (\$)	
3. Number of students participating in Federal Work-Study program	
4. Federal Work-Study program funds awarded (\$)	
5. Number of Federal Direct loan recipients	
6. Average loan amount per recipient	
7. Total Federal Direct loan funds disbursed (subsidized and unsubsidized) (\$)	
8. TRIO funds (if applicable) (\$)	
9. Perkins Career & Technical Education Act funds received (\$)	



10. Title III-A (Strengthening Institutions), Minority Serving Institutions (MSIs), or HBCU Grants funds (if applicable) (\$)	
11. Strengthening Community College Training Grants (if applicable) (\$)	
12. Basic Needs Grants (if applicable) (\$)	
13. Postsecondary Student Success Grants (if applicable) (\$)	
14. Other Federal grants (such as CCAMPIS)	

Community Project Funding/Congressionally Directed Spending (if applicable)

Award Year	Project Description	Project Funding Amount
FY 2025		
FY 2024		
FY 2023		

Federal Dollars Assisting Students and the Institution

Sum of total Pell Grant dollars disbursed in 2023 – 2024 plus lines 2, 4, 7, 8, 9, 10, 11, 12, 13, and 14 plus funding from CPF/CDS	
---	--



Key Terms and Definitions for the Federal Funds Worksheet

Carl D. Perkins Career and Technical Education Act: Perkins Act programs are intended to enhance educational opportunities for all career and technical education students at public secondary and postsecondary schools. Funds are disseminated to states, which in turn allocate funds by formula to secondary and postsecondary schools. Funds that are directed to public secondary and two-year postsecondary schools are used for program improvement, including equipment, curriculum development, and professional development.

Direct Loan (DL) Program: The DL program helps make low-interest, variable rate loans available to students and their families to pay for the costs of attending postsecondary institutions. Direct loans are those provided directly through the federal government. The federal government pays the loan interest for students with demonstrated need while they are in school and during grace and deferment periods.

Federal Supplemental Educational Opportunity Grants (FSEOG): The FSEOG program provides an additional source of grant aid for exceptionally needy students. Supplemental Grant recipients use these funds in combination with other types of grants, loans, and work-study aid to meet their total educational expenses. Any academically qualified student may apply for aid to complete a certificate or degree program. Priority for FSEOG awards are Pell Grant recipients. The federal share of the award under the program cannot exceed 75 percent; the remaining 25 percent of the award must be contributed by the participating institution. The grants range from a minimum of \$100 to a maximum annual award of \$4,000.

Pell Grant: The Pell Grant program is a needs-based program and grants are awarded to eligible undergraduate students who have not yet earned a bachelor's degree. For many students, Pell Grants provide a foundation of financial aid to which other aid may be added. To determine eligibility for a Pell Grant, the U.S. Department of Education uses a formula established by Congress. This formula evaluates financial information a student supplies, the cost of attendance at their institution, full- or part-time status, and whether the student attends for a full academic year or less. The maximum award for the current award year (2024-25) is \$7,395. Approximately 3 million community college students receive Pell Grants annually.

Strengthening Institutions and Minority Serving Institutions (MSI) Grants: MSIs are colleges and universities serving a large percentage of minority students, including Hispanic-Serving Institutions; Asian American and Native Pacific Islander-Serving Institutions; Native American-



Serving Institutions; Predominately Black Institutions; American Indian Tribally Controlled Colleges and Universities; Native Hawaiian-Serving Institutions; and Alaska Native-Serving Institutions. Most of the funds for these programs are formula based for institutions certified by the Department of Education. Title III, Part A – Strengthening Institution grants are competitive grants for institutions with relatively limited resources and serving a high percentage of needy students.

TRIO: TRIO is a compilation of eight programs that provide direct outreach and student support services to high school, college and university students. The programs are designed to encourage individuals from disadvantaged backgrounds to enroll in and complete college. By law, at least two-thirds of the students served by TRIO programs must be the first in their family to attend college.

Work-Study: The Federal Work-Study program leverages resources from schools and the private sector to provide opportunities for students to earn money to pay for college. The program is also designed to encourage students receiving federal financial aid to participate in community service. In addition to providing self-help assistance to students, Federal Work-Study funds help support partnerships between the federal government, postsecondary schools, students, and communities.


Strengthening Community College Training Grants (SCCTG): SCCTG (also referred to as Strengthening Community Colleges or SCC) aims to build the capacity of community colleges to collaborate with employers and the public workforce development system to meet local and regional labor market demand for a skilled workforce.

Postsecondary Student Success Grant (PSSG): PSSG aims to equitably improve postsecondary student outcomes, including retention, transfer (including successful transfer of completed credits), credit accumulation, and completion, by leveraging data and implementing, scaling, and rigorously evaluating evidence-based activities to support data-driven decisions and actions by institutional leaders committed to student success.

Basic Needs for Postsecondary Students Program: The Basic Needs grant provides funding to eligible institutions of higher education (IHEs) to support programs that address the basic needs of students through systemic approaches and to report on practices that improve outcomes for students.



Child Care Access Means Parents in Schools (CCAMPIS) program: This program supports the participation of low-income parents in postsecondary education through the provision of campus-based (or within the community) child care services.




Preview of Community College Priorities

NLS attendees will receive the 'green sheet' – a summary of federal legislative priorities for community colleges – just prior to the start of the NLS. Attendees are encouraged to use the green sheet as a handout during meetings on Capitol Hill.

The months of December, January, and February are particularly active on Capitol Hill. Many pending issues may be resolved before the NLS, and additional issues and proposals may emerge. To ensure that our priorities are timely and relevant ACCT and AACC finalize the green sheet in the days leading up to the NLS.


In order to assist attendees in preparing for NLS, ACCT and AACC have provided an overview of several topics that are likely to be included as priorities during February's NLS. We recommend utilizing the general priorities below to develop your advocacy plan for the NLS.

- Reform the Tax Code to Better Help Students That Need It Most
- Provide Resources to Rural Colleges to Better Support Agricultural Workforce Development
- Bolster Job Training and Career and Technical Education
- Invest in Key Federal Education & Workforce Programs



Pre-Departure Check List

- ☐ Appointment information – date, time, location, and names, e-mail addresses, and numbers of staff with whom you have spoken, and with whom you plan to meet.
- ☐ Know your community – be able to explain briefly and clearly the needs of the community, how your community is changing, and how the college is responding to these changes.
- ☐ One-page profile/summary of your community college.
- ☐ Legislator background information.
- ☐ Completed federal funds worksheet that shows the impact federal dollars have at your college and for your students.
- ☐ Record of issues on which you have previously contacted or worked with the legislator.



Keep the Momentum Going After the Meeting is Over

Send Thank-You Notes or Emails

- ★ A thank-you note is not only polite, but also provides an opportunity to follow up on key topics discussed during the meeting. Send a note to both the Member of Congress and to participating staff. It can be a useful reminder for your congressional offices to follow up on further conversations, research, or commitments made during your meeting.

Promoting the Visit

- ★ Utilize social media or a press release to publicize information and photos from the visit. When quoting Members of Congress, work with their press offices to first gain approval.

Coordinating with ACCT

- ★ The conversations you have with your legislators can shed light on what is on the minds of Members of Congress. Informing ACCT about the topics discussed, questions asked, or commitments the lawmakers may have done can help our government relations team do follow ups with them to strengthen their overall support for community colleges. We encourage you to fill out the [Congressional Contact Form](#) after your visit to help us in our advocacy.

Maintaining Contact

- ★ Often the communication ends when the meeting is over. Keep the relationships going by engaging with staff regarding campus activities. This could include forwarding a campus newsletter or newspaper article to a relevant staff member.
- ★ Consider offering space on campus for events. Members of Congress often hold public forums or events but cannot pay for an expensive venue. A town hall meeting at your campus would be a great opportunity for your college, your members of Congress, and your mutually beneficial relationship.
- ★ Make sure they know you are an informational resource. You now have a staff contact in that office. Make good use of it!